

- 1 Quick Start Guide**
- 2 Functional Description**
- 3 Install Extractor**
- 4 Install Driver**
- 5 Install Plugins**
- 6 Prepare Extractor**
- 7 Handling Dashboard**
- 8 Error description**

The documentation you'll find under on my website:

<https://www.simmotech.de/dokumentationen/>

Plugins and driver you'll find under on my website::

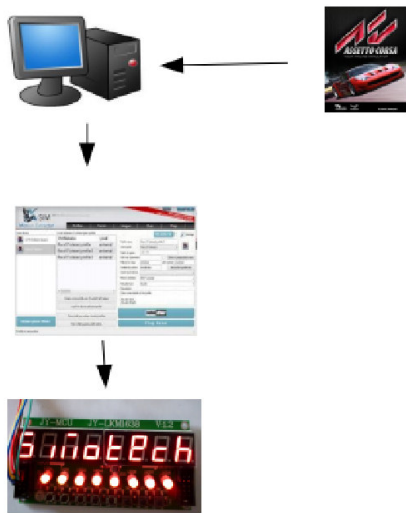
<https://www.simmotech.de/downloads/>

More plugins and information you'll find under

<http://x-sim.de/forum/index.php>

1. 2. function description

The telemetry data of the Race games are read by the extractor and made available via a USB interface to the microprocessor of the dashboard for further processing.



1. Install Extractor

- **Open X-Sim**

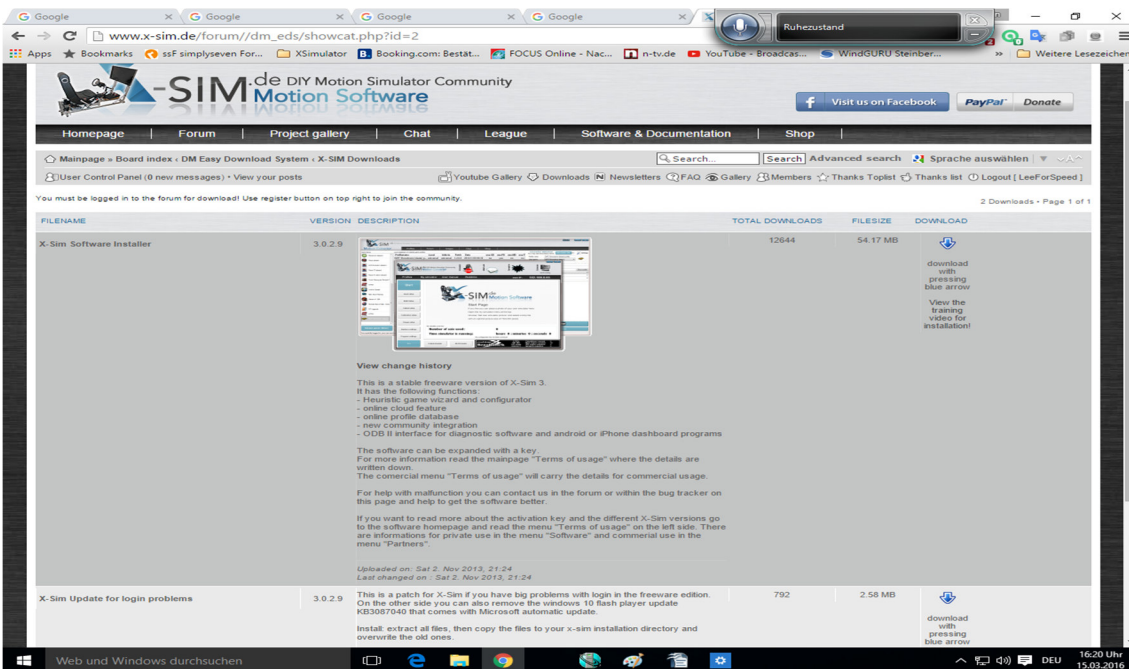
<http://x-sim.de/forum/portal.php>

Registrieren und anmelden




<http://x-sim.de/forum/ucp.php?mode=register>

Registration is free, go no further obligations.

- **Download X-Sim**



The screenshot shows a web browser window displaying the X-Sim forum's download page. The page title is "X-SIM de DIY Motion Simulator Community". The main content is a table listing available downloads:

FILENAME	VERSION	DESCRIPTION	TOTAL DOWNLOADS	FILESIZE	DOWNLOAD
X-Sim Software Installer	3.0.2.9	 View change history This is a stable freeware version of X-Sim 3. It has the following functions: <ul style="list-style-type: none">- Heuristic game wizard and configurator- online cloud feature- online profile database- new community integration- ODB II interface for diagnostic software and android or iPhone dashboard programs The software can be expanded with a key. For more information read the mainpage "Terms of usage" where the details are written down. The commercial menu "Terms of usage" will carry the details for commercial usage. For help with malfunction you can contact us in the forum or within the bug tracker on this page and help to get the software better. If you want to read more about the activation key and the different X-Sim versions go to the software homepage and read the menu "Terms of usage" on the left side. There are informations for private use in the menu "Software" and commercial use in the menu "Partners". Uploaded on : Sat 2. Nov 2013, 21:24 Last changed on : Sat 2. Nov 2013, 21:24	12644	54.17 MB	 download with pressing blue arrow View the training video for installation!
X-Sim Update for login problems	3.0.2.9	This is a patch for X-Sim if you have big problems with login in the freeware edition. On the other side you can also remove the windows 10 flash player update KB3087040 that comes with Microsoft automatic update. Install: extract all files, then copy the files to your x-sim installation directory and overwrite the old ones.	792	2.58 MB	 download with pressing blue arrow

- http://x-sim.de/forum//dm_eds/showcat.php?id=2

Download X-Sim Installer

Download X-Sim Updates for login problems

2. Install driver

SimMoTech Kurzbeschreibung Plugins und Extractor einrichten_V1.0

Drivers and plugin can be found on my website:<https://www.simmotech.de/downloads/>

- USB drivers download, unpack and install
- Tacho connected to your computer and check the device manager whether the device was installed and note the corresponding COM port.

3. Install Plugins

The telemetry data of your Race Games must be tapped by plugin.

For most Race Games an appropriate plugin can be provided.

See below : <http://www.x-sim.de/manual/plugins.html>

or <http://www.x-sim.de/forum/viewforum.php?f=30>

or

Installation instructions for playing the latest games

- Codemaster F1 2010 - 2014

<https://youtu.be/WOFGK28D5eE>

- Rfactor2

<https://youtu.be/QDOrkXK3hMo>

- Project Cars

Enable shared memory in Settings / Optics / Hardware

- Asetto Corsa

<https://youtu.be/XgJ7smrDHbo>

4. Prepare Extractor

<https://youtu.be/5naymZZJYik>

Error description

Description	Reason
The game does not start	specify any parameters Call See below : https://youtu.be/5naymZZJYik
No function	Plugin is missing (see below: 4.0 Plugin installieren) Port not invested in OBDII Wrong Port applied in OBDII
You can find more information and get help in the X-Sim Forum	http://www.x- sim.de/forum/viewforum.php?f=30
If you need further help, then you can reach me at my email account	Info@SimMoTech.de